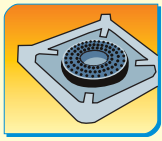
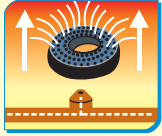


How to save LPG?



Use proper sized burner. If you use new modified burner, you can save gas.



Keep wholes, valve & tube of burner clean. It makes the flow of gas fluent & saves gas.



The base of utensil should be larger than flame of gas. It is good service to cover utensil while cooking. It saves the gas & temperature.



Use utensils such as pressure cooker & fry pan more frequently. Using clean utensils saves the gas.



The distance between burner of gas & base of vessel should be 15mm at least. When it reaches to boiling point, lower the flame. This avoids the extra usage of gas.



If possible, soak the sprouts, dals & rice before cooking. It lowers the cooking time as well as gas.



Food kept in refrigerator should be cooked when it comes to room temperature only. Use enough water to cook food.



Most important – the items to be cooked should be kept in cooker & cooked at the same time to avoid extra usage of gas.



It is a good practice for family to have dinner at the same time. It avoids frequent use of gas & saves it.

Safety Management while using LPG



Please do not try to repair gas appliances at home. In case of any impairment, please contact your gas distributor.



Please check your gas appliances time to time from your gas distributor. It should be checked by company's experts.



It is not a good practice to use appliances such as kerosene stove or electric heater near the LPG cylinder or gas appliance.



Use safety tube having triple coating & ISI mark with 5 years guarantee. It does not get affected by mice, heat, water or adverse climatic changes.



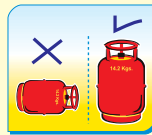
Close cock & regulator when cooking is over.



It is prohibited to use T joint & use more than one appliance on a single regulator. The stove should not be kept near cylinder. It is always better to keep it at the place higher than earth.



Always use cotton clothes or Apron while working in kitchen. Avoid fabrics such as tericot or nylon which are more prone to burn.



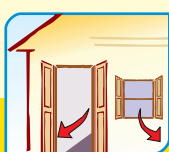
The cylinder should always be kept vertical. It is not good practice to place it in horizontal way.



Keep cylinder & gas appliances out of reach of children.

Instructions to be practiced in case of Gas Leakage:

- First of all, open all the doors & window.
- Do not switch on or off any electric appliance.
- Remove the regulator & put on plastic cap & contact your gas distributor.
- Do not use matchstick or candle to check leakage.
- Close the cock if flame extinguishes by any reason & do not try to fire it.
- It is safe to use appliance when intensity of pungent odor of gas is lowered.



Avail our emergency services: Customers can contact for cylinder/regulator/ rubber tube leakage.

Avail services from 6pm to 8.30 am & 24 hrs for all holidays. Contact: 9890907844, 9272523832

Please cooperate for services & fees as per Government policies.

- Generally, after 7 years the combustion capacity of stove lowers. Hence it is beneficial to change burner after 7 years & to change stove after 15 years. ●